


Since 1936

STARSMEARE

QUALITY DOORS

DESIGNER RANGE

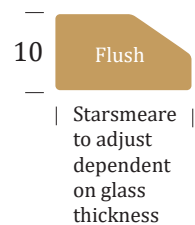
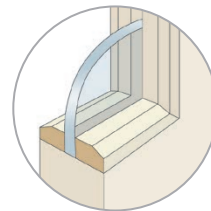
GLAZING OPTION 3



- Measurements = millimetres
- Dimensions are from outside of door to inside of cutout
- Stile is always 110. When steel is required, steel goes on inside of vision panel

Beading Options

Flush



Rebated

