

Since 1936

STARSMEARE

QUALITY DOORS

DESIGNER RANGE

GLAZING OPTION 2

www.starsmeare.co.nz | email: info@stardoors.co.nz | phone: 03 688 0031

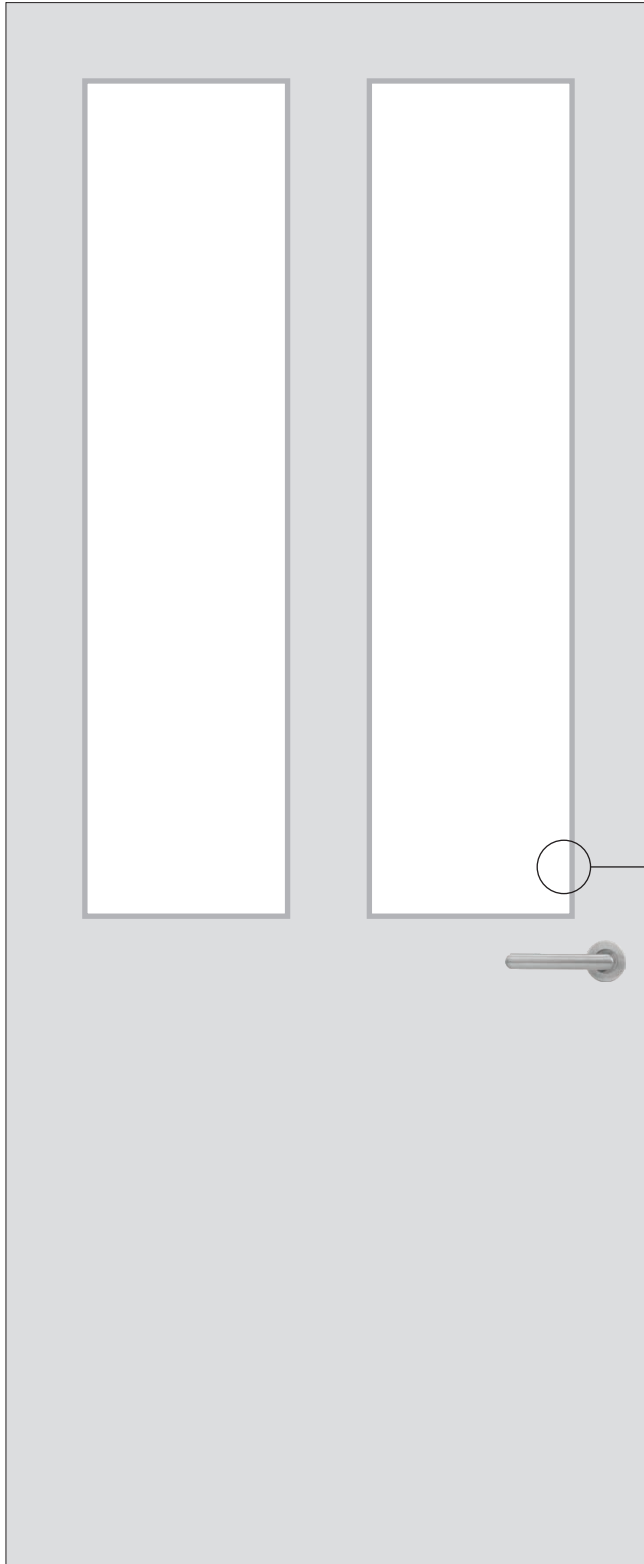
110

eq.

110

eq.

110

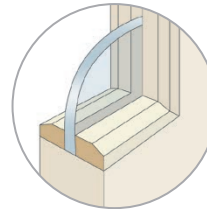


110

- Measurements = millimetres
- Dimensions are from outside of door to inside of cutout
- eq. = equal spacing, based on door dimensions
- When steel stiffeners are used, stiles will increase from 110 to 160mm

Beading Options

Flush

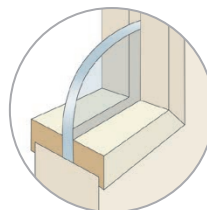


10

Flush

Starsmeare to adjust dependent on glass thickness

Rebated



10

Rebated

3

15

Starsmeare to adjust dependent on glass thickness

935