

Since 1936

STARSMEARE

QUALITY DOORS


DESIGNER RANGE

GLAZING OPTION 8

www.starsmeare.co.nz | email: info@stardoors.co.nz | phone: 03 688 0031

110

110



eq.

150

eq.

150

eq.

150

eq.

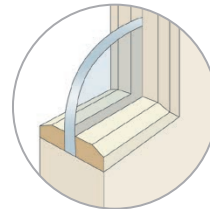
150

eq.

- Measurements = millimetres
- Dimensions are from outside of door to inside of cutout
- eq. = equal spacing, based on door dimensions
- When steel stiffeners are used, stiles will increase from 110 to 160mm

Beading Options

Flush

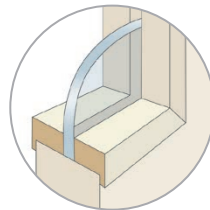


10

Flush

Starsmeare to adjust dependent on glass thickness

Rebated



10

Rebated

15

Starsmeare to adjust dependent on glass thickness